

How To Edit Free Bonus PDFs And Use Your Own Free Bonuses

Personal Use Only
Not For Distribution
Copyright Easy Pro Funnels

Table of Contents

<u>Introduction.....</u>	<u>3</u>
<u>The Process.....</u>	<u>4</u>
<u>Find And Open Your Required Free Bonus Pdf.....</u>	<u>4</u>
<u>Find A Free Online Pdf Editor & Upload.....</u>	<u>6</u>
<u>Find and Replace.....</u>	<u>9</u>
<u>Links.....</u>	<u>10</u>
<u>Editing Text.....</u>	<u>10</u>
<u>Saving Your New PDF Document.....</u>	<u>11</u>
<u>Find Your PDF In Google Drive.....</u>	<u>13</u>
<u>Getting Your New Link</u>	<u>15</u>
<u>Add Link To Funnel.....</u>	<u>17</u>
<u>Conclusion.....</u>	<u>18</u>

Introduction

In this document I will show you how you can either use your own free bonuses or you can download and edit the system free bonuses.

This is especially useful if you want to customize your free bonuses or even use them to promote additional products or your own website etc.

I will cover the full process of downloading and editing the system free bonuses but the upload and use of the free bonuses is the same process if you want to add your own or other free bonuses.

For storing the free bonuses I will use Google Drive in this example. Google drive is free to everyone and most people will already have a Gmail address and therefore a google Drive account.

The Process

In short the process is as follows


1. Find and open your required free bonus PDF.
2. Download and edit the PDF.
3. Save changes and upload to Google Drive
4. Get a public share link and add to your funnel.

Find And Open Your Required Free Bonus Pdf




























Let's start with the Create Funnel form. To find your chosen free bonus click in the Free Bonus Url field and open the bonus selection pop-up window. Select a niche and choose free bonus.

EASY PRO FUNNELS V2

Select Category Then Click Image To Select Attendance Bonus Product

 [Click Here To Add Your Own Bonus URL To Webinar](#)
Or Select A Category Below

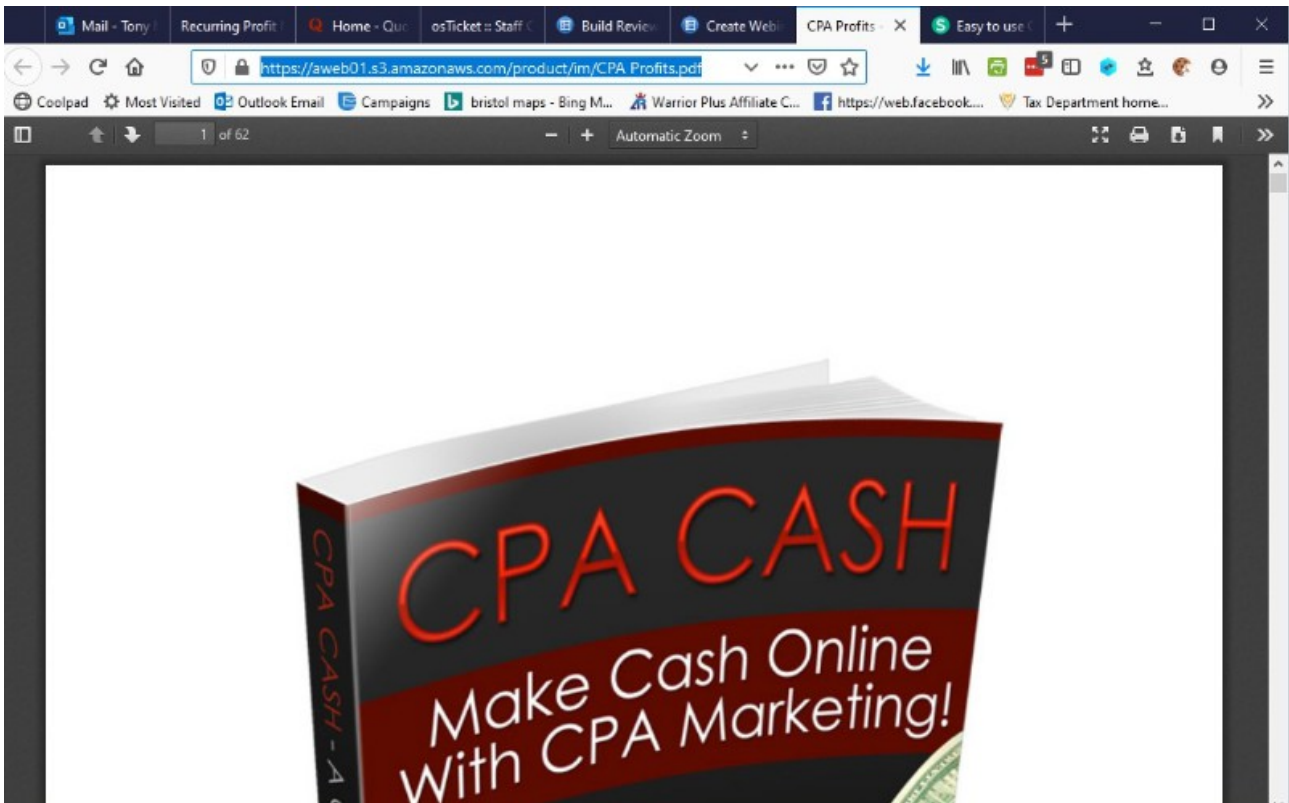
Internet Marketing

In this case I am going to choose the CPA CASH ebook.

I simply click on the PDF icon below the e-book image and it will open up in my browser as shown below.

EASY PRO FUNNELS V2



Find A Free Online Pdf Editor & Upload

Next step is to find a free online PDF editor. There are several if you Google for them but in this example I am using <https://www.sejda.com/pdf-editor>. You can see the home page below.

Online PDF editor ^{BETA}

Edit PDF files for free. Fill & sign PDF

NEW [Direct links to open your files with our editor >](#)

 Upload PDF file ▾

[or start with a blank document](#)

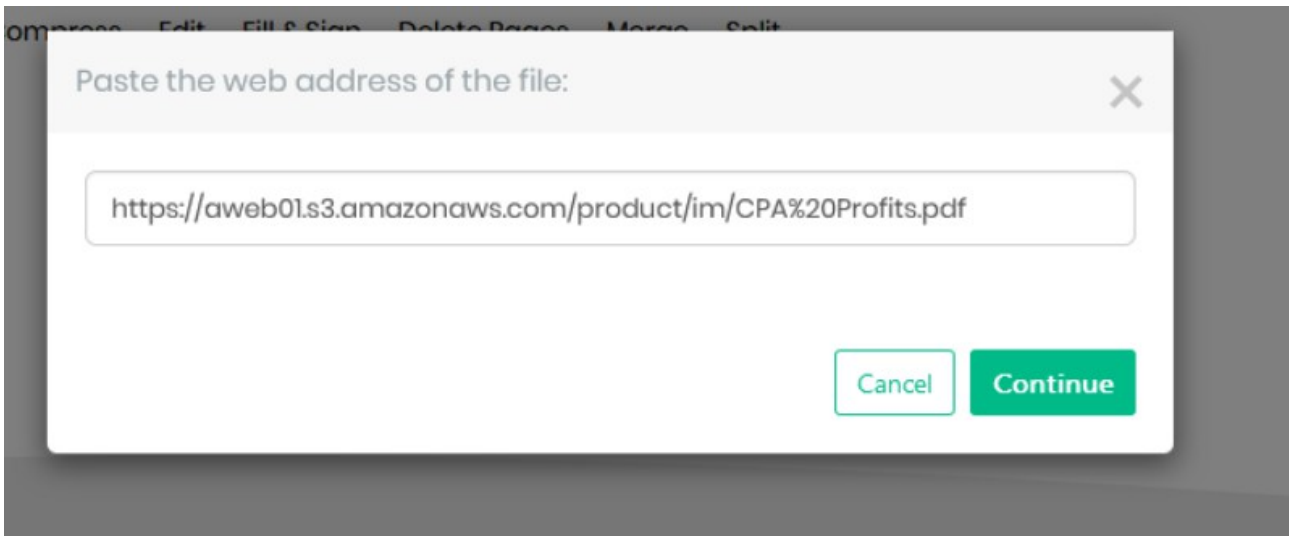
Files stay private. Automatically deleted after 2 hours.
Free service for documents up to 200 pages or 50 Mb and 3 tasks per hour.

[Rather work offline? Try Sejda Desktop](#)

Notice that by clicking the down arrow next to the Upload PDF File button you get various options.

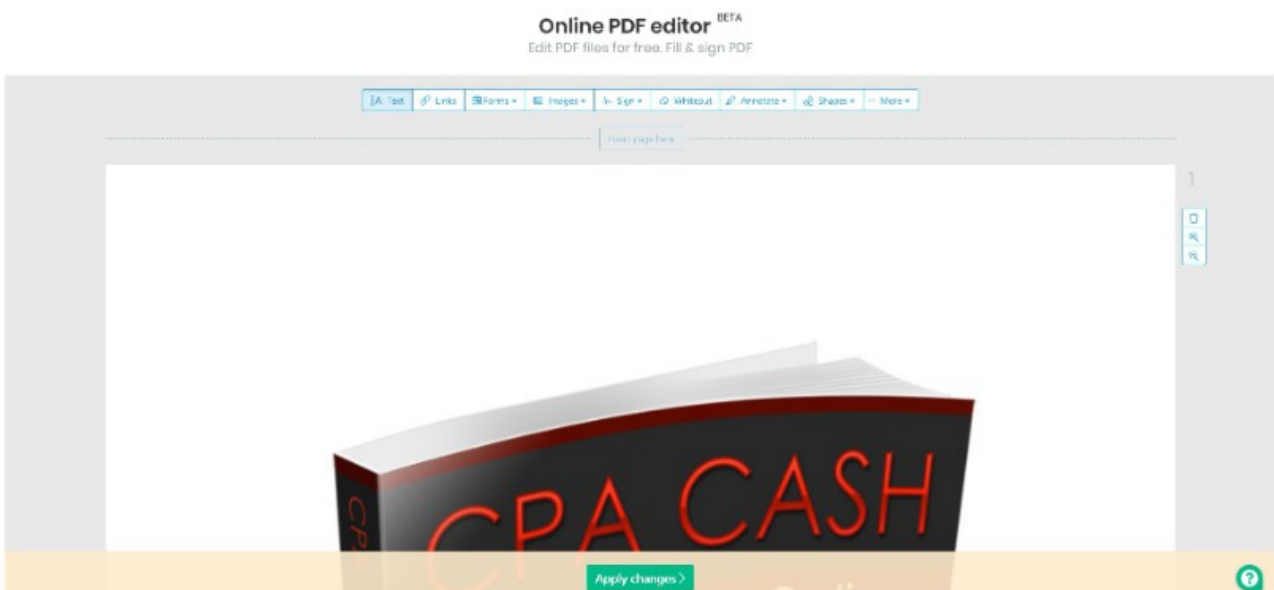
If you have a PDF on your computer you can simply click the Green button.

In this case we are going to use the Web Address so click that option.



In the pop-up box paste in the PDF URL you copied earlier as shown above and click Continue.

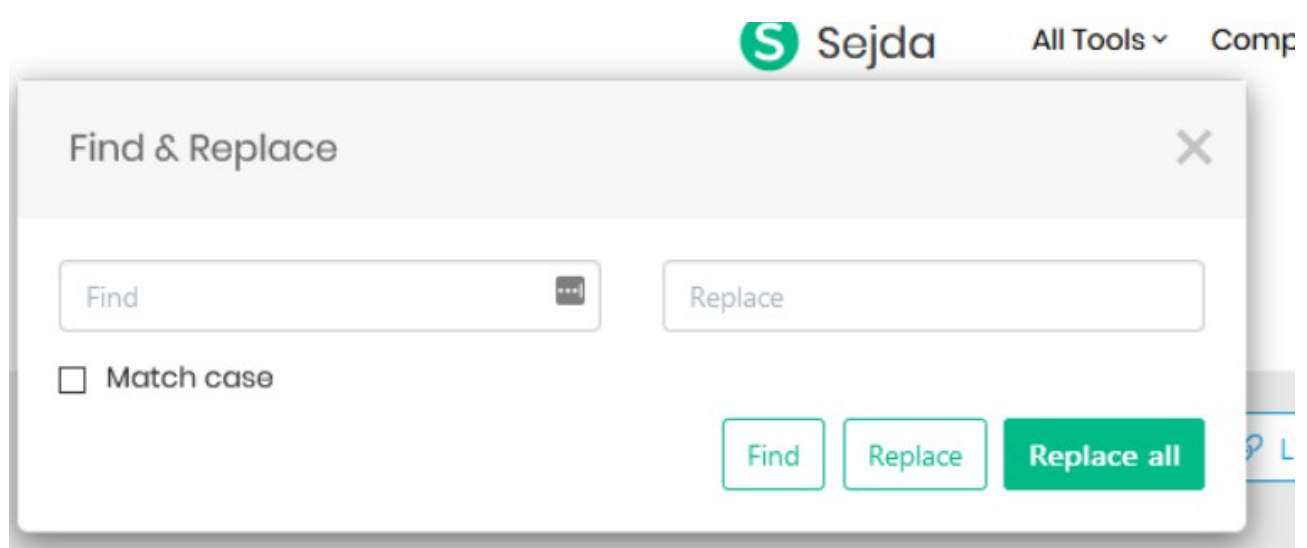
The PDF will upload and the editor will open similar to the screen shot below.



There are various editing options but I will cover the most useful or likely to be used.

Click the More button at the top of the screen and click the find and replace option.

Notice the Undo function is also listed under this button.



Find and Replace

Find and Replace is particularly useful if you want to change something that has been repeated in the header or footer.

To delete a URL in the footer for instance, just copy that URL and paste it into the Find box. Type a space in the Replace box and hit the Replace All button.

Links

The Links option is another useful function as you can add your own urls or links to the document.

Add in an affiliate link or a link to your own website for example.

The other function from the top menu are pretty self explanatory. Also note you can add a new page in between any of the existing pages.

Editing Text

To edit text you need to ensure the Text button on the top menu is selected first.

Then if you click on any text in the document you will see a new menu appear. This enables you to edit the text you have selected.

You can now Bold, Italicize, Change font and colour or even delete it altogether.

Introduction To CPA Profits

It's never been easier to make money with CPA. What exactly does CPA stand for? It's simply **COST PER ACTION**. You are paid whenever someone completes an offer whether it is a sale

Saving Your New PDF Document

At the bottom of the editing screen you will see a green Apply Changes button as seen below.

Upon completing the reading of this eBook you will have a clear understanding of what it takes to profit from CPA offers, and will be able to get started promoting.

It's possible you've completed CPA offers in the past and didn't realize that you were literally giving the person money just from

Apply changes >


Click the Apply Changes button to save your edits and you will see the screen below.

At this point you have various options.

EASY PRO FUNNELS V2

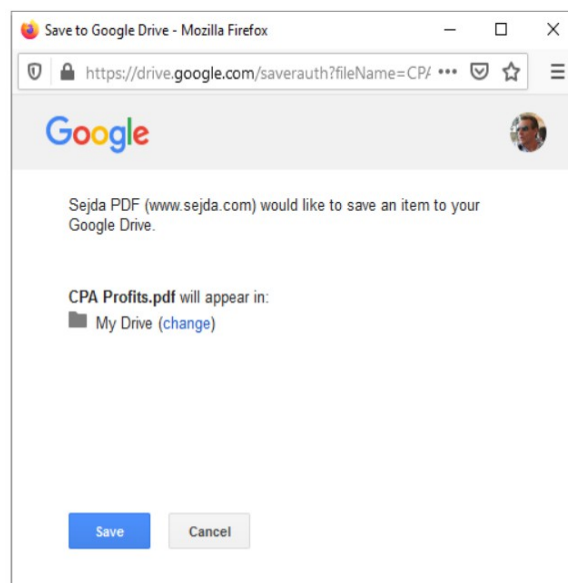
You could Download the PDF to your computer and Upload to your own web site of hosting.

✔ **Your document is ready**



Start over ↺ Delete files 🗑️

In this example I am going to upload the PDF to Google Drive. I do this by clicking the GoogleDrive icon.

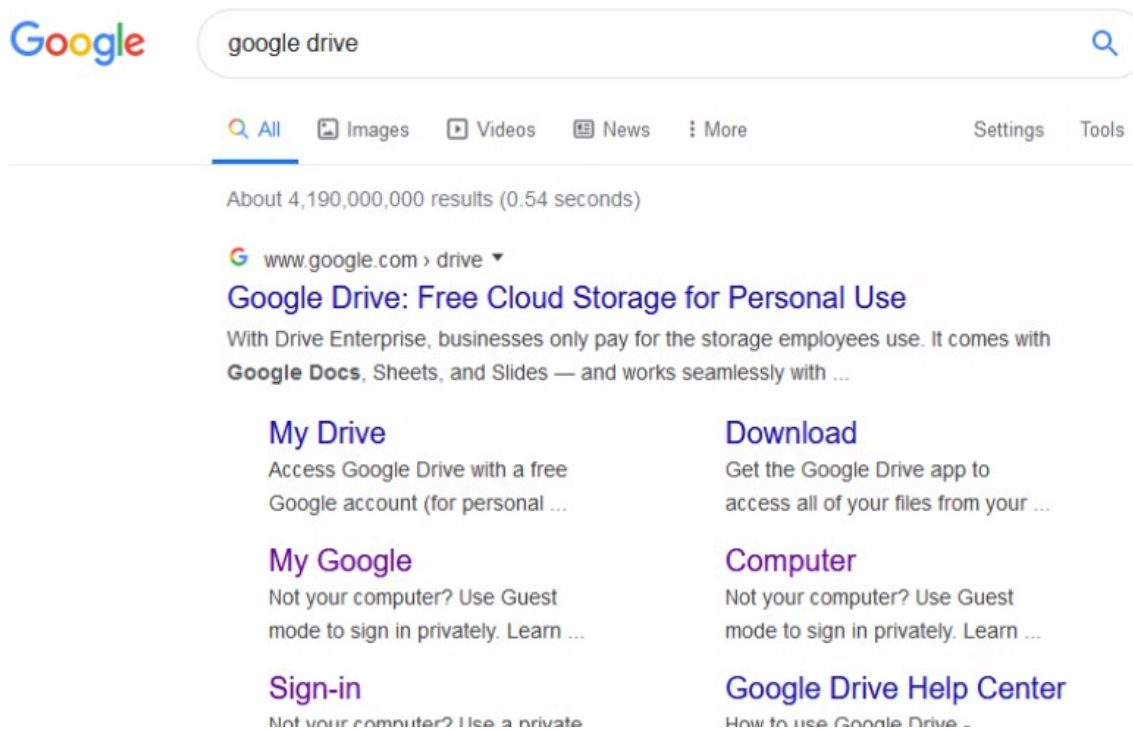


You can select a preferred folder to save to or simply click the Save button.

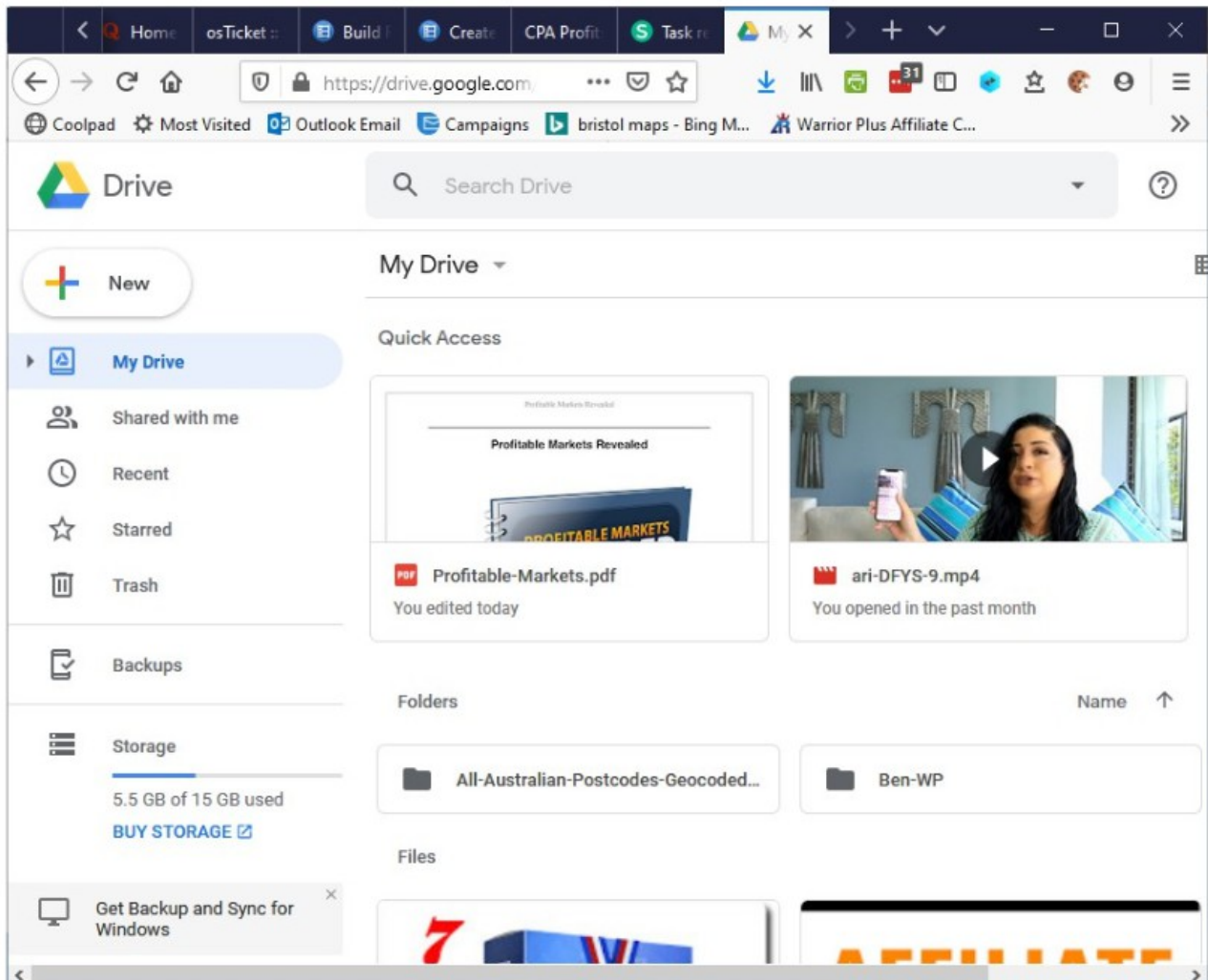
Your new PDF is now safely saved to your Google drive.

Find Your PDF In Google Drive

To get your new link/url you need to go to your Google Drive. The easiest way is to type 'Google Drive' into your search box similar to that shown below.



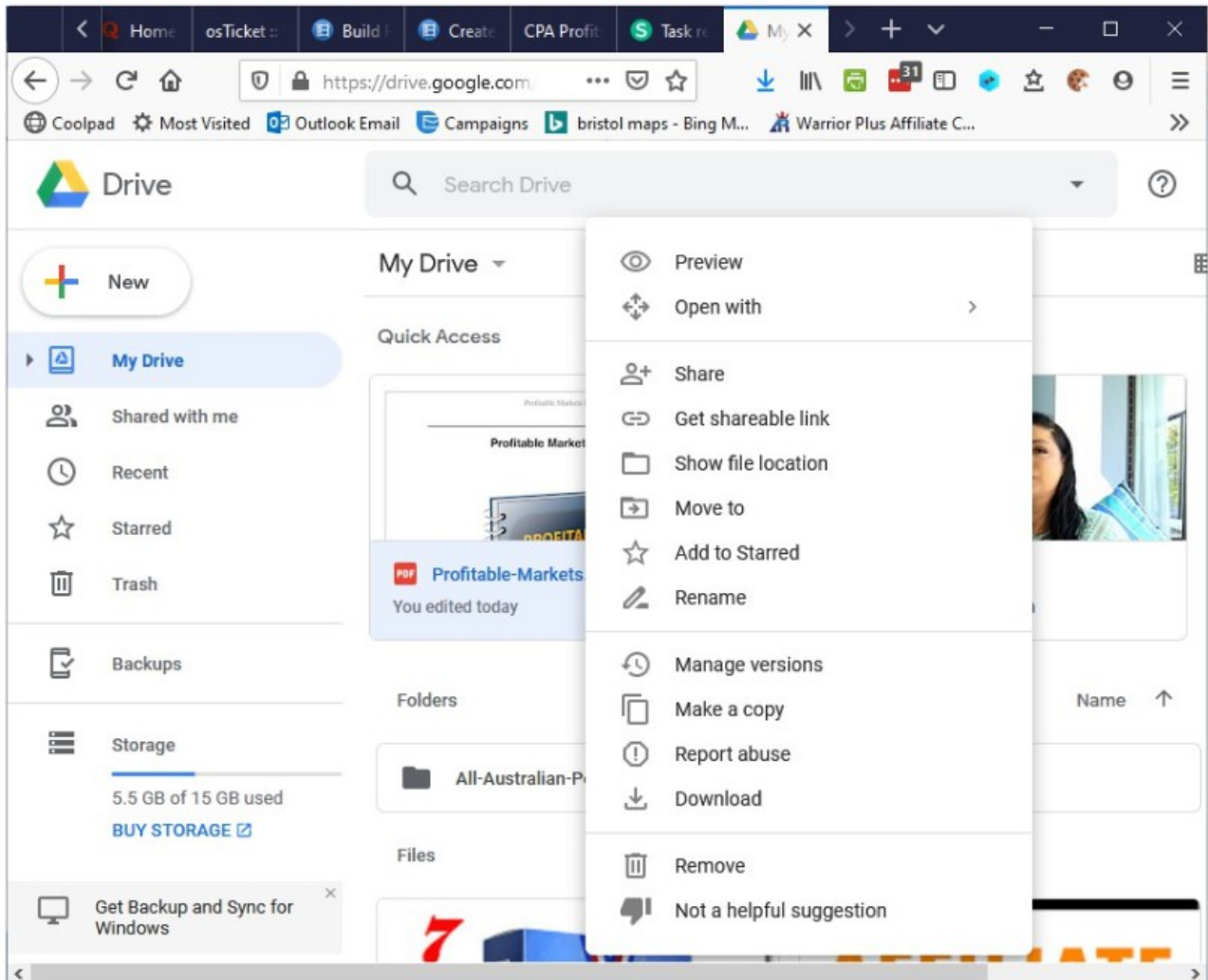
Click the My Drive link shown in the search results.



As shown above you should see your PDF in the My Drive folder.

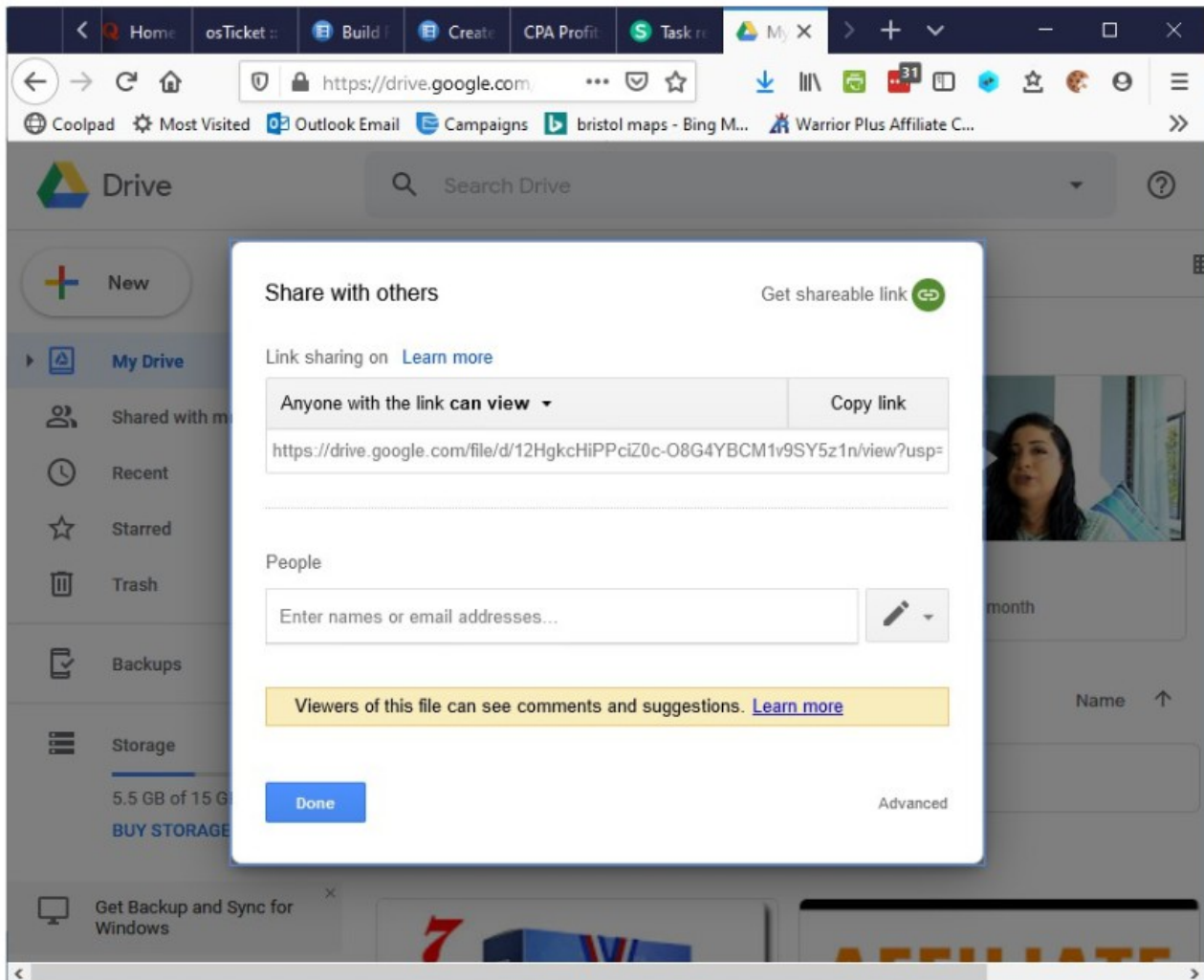
It may be somewhere else for you if you saved it in a different place of course.

Getting Your New Link



To get your link right click on the document and choose Share. An options box will open.

If requested select that the link will be public and/or anyone can view the link.



Ensure the link is viewable by anyone and click the Copy Link button to capture the new url.

It will look something like

this:<https://drive.google.com/file/d/12HgkcHiPPciZ0c-O8G4YBCM1v9SY5z1n/view?usp=sharing>

Add Link To Funnel

Go back to the Create Funnels page in Easy Pro Funnels.



Click the top box to add your bonus url.
This will allow you to manually edit the Free Bonus URL field in the Create Funnel form.

Paste the new url into the Free Bonus field as shown below.

Select Free Product

[.com/file/d/12HgkcHiPPciZ0c-O8G4YBCM1v9SY5z1n/view?usp=sharing](https://www.dropbox.com/file/d/12HgkcHiPPciZ0c-O8G4YBCM1v9SY5z1n/view?usp=sharing) ⓘ

Free Product Image

Adding Your Own Bonus Products

You can add your own bonus products using the Google drive method above.

For your own products you will need to upload the product and a product image.

Then add the product URL and the image URL into the Easy Pro Funnels form as seen below.

Select Free Product

<https://drive.google.com/file/d/12HgkcHiPPciZ0c-O8G4YBCM1v9SY5z1r>



Free Product Image

<https://drive.google.com/file/d/12HgkcHiPPciZ0c-O8G4YBC5yDe34a1n/view?usp=>

Conclusion

You can use the above method to download and edit any of the PDF free products in the system.

Also please note that the licence for these free products only allow you to offer them as bonuses for products sold via Easy Pro Funnel

pages.

You may NOT use them as bonuses for promoting via any other system, application, social site or email either directly or indirectly.

If you use your own free bonuses and have the appropriate licence then you can use those outside of the Easy Pro Funnel system of course.

The same method can be used to edit your own PDF e-books and use them in the same manner.